

iNFINITY RT

N-type


Bifacial Module with Double Glass

DMxxxM10RT-B60HBT

490~510W

23.1%
Max. Efficiency

- **Leading manufacturing**
40+ years experience in high-tech manufacturing.
- **High environmental, social and governance responsibility (ESG)**
100% green production, transparent supply chain and excellent ESG rating in the solar industry.



Outstanding Aesthetics

Designed with aesthetics in mind and manufactured using DMEGC Advanced Black Technology.



Extended Stress Tests

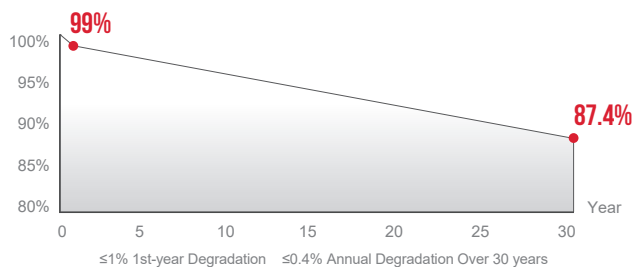
Protection against harsh environmental conditions
Certified by TÜV Rheinland.



Green Product

Focus on circular economy - low carbon footprint, PFAS-free and recyclable components.

POWER WARRANTY



COMPANY MANAGEMENT SYSTEM

- SA 8000: ILO Standards. Social responsibility standards
- ISO 9001: Quality management system
- ISO 14001: Environmental management system
- ISO 45001: Occupational health and safety management system
- ISO 50001: Energy management system
- ISO 27001: Information security management system

PRODUCT CERTIFICATION

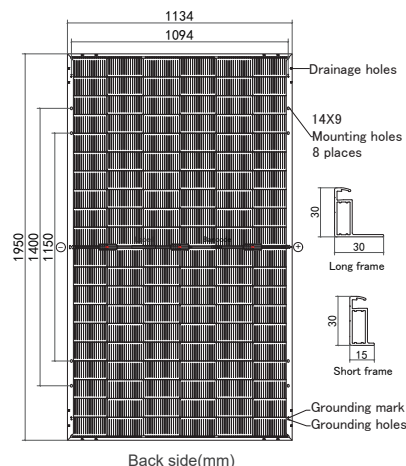
- IEC 61215, IEC 61730
- Extended-Stress (IEC TS 63209)
- Ammonia Corrosion (IEC 62716)
- Salt Mist Corrosion (IEC 61701)
- LeTID (IEC TS 63342)
- Dust & Sand (IEC 60068)



DMxxxM10RT-B60HBT

Module Specification

Cell Type	N type Mono-crystalline, 120 (6×20)
Dimensions (mm)	1950×1134×30
Weight (kg)	26.8
Front Cover	2 mm heat strengthened glass
Rear Cover	2 mm heat strengthened glass
Junction Box	3 Diodes, IP68 according to IEC 62790
Cables	4mm ² /Portrait: 350mm (+)/250mm(-) Landscape: 1300mm(+)/1300mm(-) Length can be customized
Connector Type	PV-ZH202B or MC4 (1000V) PV-ZH202B or MC4-EVO 2A (1500V)



Electrical Specifications¹

Module Type	DM490M10RT-B60HBT-U ⁴ DM490M10RT-B60HBT		DM495M10RT-B60HBT-U DM495M10RT-B60HBT		DM500M10RT-B60HBT-U DM500M10RT-B60HBT		DM505M10RT-B60HBT-U DM505M10RT-B60HBT		DM510M10RT-B60HBT-U DM510M10RT-B60HBT	
	STC ²	NMOT ³	STC	NMOT	STC	NMOT	STC	NMOT	STC	NMOT
Maximum Power (P _{max} /W)	490	369	495	373	500	376	505	380	510	384
Maximum Power Current (I _{mp} /A)	13.16	10.58	13.23	10.64	13.30	10.69	13.36	10.74	13.42	10.79
Maximum Power Voltage (V _{mp} /V)	37.26	34.84	37.46	35.03	37.66	35.22	37.86	35.40	38.06	35.59
Short-circuit Current (I _{sc} /A)	14.08	11.41	14.15	11.46	14.22	11.52	14.28	11.57	14.34	11.62
Open-circuit Voltage (V _{oc} /V)	44.30	41.71	44.50	41.90	44.70	42.09	44.90	42.28	45.10	42.47
Module Efficiency STC (%)	22.2		22.4		22.6		22.8		23.1	

¹ Measurements according to IEC 60904-3, Measurement tolerance: I_{sc}: ±4%, V_{oc}: ±3%, Test uncertainty for P_{max}: ±3%, Bifaciality: 80% ±5%

² STC (Standard Test Condition): Radiation 1000 W/m², Module temperature 25 °C, AM = 1.5

³ NMOT: Radiation 800 W/m², Ambient temperature 20 °C, AM = 1.5, Wind Speed 1 m/s

⁴ "U" represents the double glass module type applied to a maximum system voltage of 1000V DC

Electrical Specifications¹ (BNPI²)

Nameplate Power (W)	490	495	500	505	510
Maximum Power (P _{max} /W)	542	547	553	558	564
Maximum Power Current (I _{mp} /A)	14.52	14.60	14.68	14.74	14.81
Maximum Power Voltage (V _{mp} /V)	37.30	37.50	37.71	37.91	38.11
Short-circuit Current (I _{sc} /A)	15.49	15.57	15.64	15.71	15.78
Open-circuit Voltage (V _{oc} /V)	44.31	44.51	44.71	44.91	45.11

¹ Measurements according to IEC 60904-3, Measurement tolerance: I_{sc}: ±4%, V_{oc}: ±3%, Test uncertainty for P_{max}: ±3%

² BNPI: Front radiation 1000 W/m², Rear radiation 135 W/m², Module temperature 25 °C, AM = 1.5

Temperature Characteristics

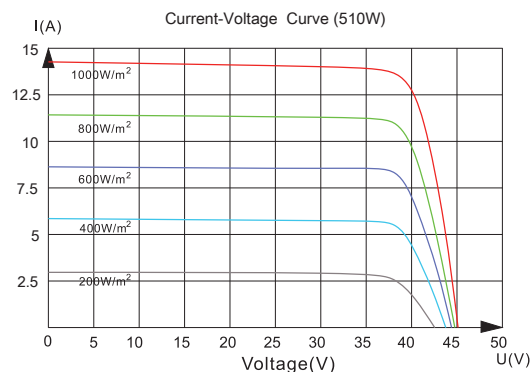
Nominal Module Operating Temperature (NMOT)	42±2 °C
Temperature Coefficient of P _{max} (%/°C)	-0.29
Temperature Coefficient of V _{oc} (%/°C)	-0.25
Temperature Coefficient of I _{sc} (%/°C)	+0.048

Packaging

Container	40HQ
Pallet Dimensions (mm)	2000×1140×1250
Pieces per Pallet	36
Pieces per Container	864

Operating Conditions

Operating Temperature (°C)	-40 to +85
Maximum System Voltage (V)	1000/1500 DC (IEC)
Overcurrent Protection Rating (A)	30
Power Output Tolerance (%)	0~3
Protection Class	Class II
Max. Test Load, Push/Pull (Pa)	Front 5400 / Back 2400
Max. Design Load, Push/Pull (Pa)	Front 3600 / Back 1600



Hengdian Group DMEGC Magnetics Co., Ltd.
Add: Hengdian Industrial Zone, Dongyang City Zhejiang Province, China 322118
Tel: 0086-579-8658-8826 E-mail: solar@dmegec.com.cn Website: www.dmegecsolar.com

DMEGC Renewable Energy B.V.
Add: Industrieweg 2,2641 RM Pijnacker, The Netherlands.
Tel: +31 (0) 8 58200765 E-mail: contact@dmegec.eu

Statement: The installation instructions and the warranty conditions must be followed. Due to technological progress, product parameters will be adjusted accordingly. When signing the contract, the latest data of the company shall prevail. All information in this data sheet corresponds to EN 50380. Changes and errors excepted. Document: EN DS-M10RT-B60HBT-20240730.

©DMEGC 2024 – All Rights Reserved